

PUPPY GUIDE



Eyes of Angel di Nepi
BEDLINGTON TERRIER

BEDLINGTON TERRIER

I ARRIVAL AT HOME

Prepare everything you need

How to organise your new home

Accompany your first steps



2 HEALTH

Healthy and balanced diet

Comprehensive veterinary checks



3 WELLNESS

Puppy educations

Monitor the puppy's fitness and well-being

Puppy Hygiene



NOTES

NOTES

I ARRIVAL AT HOME



Prepare everything you need

How to organise your new home

Accompany your first steps



in this
delicate moment the
puppy needs to
feel reassured
and protected



the puppy's very first experiences in the new
home will be decisive for his entire life



the puppy must live in a safe
house where he can explore his
surroundings in absolute safety



The arrival of the puppy at home is a very important event both for the puppy, of course, but also for the whole family.

Let's see how to make his arrival a positive event.

The big moment has arrived the new puppy is at home, the first impressions of him will be fundamental and will have a decisive impact on your relationship. It is recommended to take the puppy home when you have time to follow him, for example on the weekend or during a holiday.

The arrival in the new home for the puppy represents a magical moment for the family, but this change can be a stressful situation for the puppy. The cub has left its nest, its safe place represented by its mother and other cubs, finding itself immense in a multitude of new and unknown things.

During these moments you human try to stay calm and control your emotions and your euphoria to avoid stressing the puppy even more in his first approach to his new dimension.

PREPARE EVERYTHING YOU NEED

The essential tools to best welcome the puppy are two bowls, a collar or harness, a leash, a dog bed or a pillow, some toys and his food.

The two bowls will serve one for food and one for water, which must always be left available, it is preferable to use stainless steel bowls as they are more solid and hygienic than the other plastic ones, they are easier to clean and more resistant and are hypoallergenic.

The Puppy will already be accustomed to the collar at our farm but it is very important that he gets used to going on a leash as soon as possible with his new family. Make sure that the collar is not too wide to allow it to slip off but not too tight to suffocate it, if you feel safer for the first few periods you can also use a harness.

The pillow or bunk must be positioned where you want the puppy to sleep, this is where he will have his point of reference when he is tired and wants to rest but also when he wants to play a little alone, which is why once he has identified the place it will be good not to change it all the time.

Our puppies are accustomed from an early age to the kennel which will be a safe place for them, the kennel will be very useful for moving around but it can also be useful at home if you want to use it as a kennel.

Play is very important, almost essential for the life and education of the puppy but also for the adult dog. We recommend the use of rubber toys, which are practically indestructible and can accompany the puppy in all its growth. The toys should also be chosen based on the age of the puppy, at first they must be small because the puppy will have a deciduous teeth, as the puppy grows in age, the games should be chosen bearing in mind that their size is equal to double the size of the mouth. to avoid choking hazards.

The puppy will be delivered with its "Puppy Kit" also containing the food kibbles with which it grew up, it is advisable to continue using them obviously adapting them to the growth of the puppy, in case problems arise and there is a desire to change nutrition it is always recommended to make a gradual change, remembering that our door is always open to hear doubts, questions and tackle the problem together.

It is also recommended that you also have some hygienic sleepers available for your puppy to get dirty when at home before they get used to the dirt outside completely, which can take time and patience.

It will also be useful to have a brush at home to brush the coat of the puppy and the dog when it becomes an adult. In the first periods after the arrival in the new house it will not be a real brushing but rather a "control" of the skin and hair by the owner, this will be useful to check that there are no wounds or parasites but it will be very important to strengthen the relationship of trust.

HOW TO ORGANIZE THE NEW HOUSE

We should dedicate a specific area to the puppy, this will make him feel calmer and safer and will allow him to adapt faster.

WHERE TO MAKE IT EAT?

We choose a specific point in the house and serve meals at regular times, different from those of the rest of the family.

WHERE TO MAKE SLEEP?

The puppy needs its own dedicated place because this is where it will go every time it wants to sleep and feel comfortable and that is why its kennel must be in a quiet place and away from doors and windows. Once the place has been identified, it is recommended not to change it, dogs are habitual and their routine reassures them.


A 3 MONTHS OLD PUPPY NEEDS TO
SLEEP A LOT TRY NOT TO WAKE UP
DURING EVERY PRECIOUS TIME OF
REST

©Tommaso Urciuolo



THE HOUSE CAN HIDE MANY DANGERS FOR A PUPPY

TAKE THE TIME TO SECURE THE
ENVIRONMENT THAT SURROUNDS THE
PUPPY



Check that all rooms are secure. The puppy will tend to nibble everything it finds and it is for this reason that it will be necessary to check all the visible electrical cables and make sure that they are not accessible to the puppy. Check French doors or balconies to prevent the puppy can getting stuck and worse falling. Cleaning products and some plants could cause puppy poisoning if ingested. Pay the utmost attention not to leave medicines or foods lying around that can be harmful or toxic for the puppy (but also for the adult) such as chocolate, onions or salt.

Outside it is always good to supervise the puppy even if you are in our private garden, it is also good to check the fences to make sure there are no holes or points from which the puppy can escape. Always pay attention to any poisonous plants, herbicides, insecticides or fertilizers. Also pay close attention to bees, hornets, pine processionary or other... the puppy is very curious and will tend to bite everything.





ESSENTIAL RULES FOR ESTABLISHING A POSITIVE RELATIONSHIP WITH THE PUPPY IMMEDIATELY

IT IS IMPORTANT TO SATISFY THE NEEDS OF
THE PUPPY **BUT** IS ALSO IMPORTANT TO
ESTABLISH RULES FROM THE BEGINNING




Do not allow the puppy to do what he wants just because he is small puppy. Puppies quickly understand what they can and what they can't do.



It is important to establish limits and rules right from the beginning that allow the puppy not to do what we don't want.



Do not serve the puppy leftovers from the table and avoid feeding him while at the table, this behavior will encourage the puppy to request food frequently.



ACCOMPANY HIM IN HIS FIRST STEPS

The puppy's arrival at home is an important thing, she will need a few days to settle in and get to know her new family and her new home

Help the puppy explore his new home

During the first day, give the puppy the opportunity to explore and learn about the new environment while always keeping an eye on its movements. Generally it takes a couple of days for it to settle and at this point you will see that he will choose the places he likes best for himself.

How to prepare the puppy for the first meeting with children

Babies can be careless, make sudden movements or squeeze the puppy too tightly, all of which can scare the puppy. It is very important at this stage to avoid leaving them alone together. When the puppy arrives, the child should sit on the ground and wait for the puppy to come to him. It is good to explain to the child that the puppy has excellent hearing and therefore it is not necessary to scream, it is advisable to always call the puppy by his name and with a calm and calm tone. Doing so will avoid frightening him.

What to do if you have other pets?

The pets that arrived first are the "masters" of the house, so it is advisable not to shift these balances. It is important not to show a preference for the last one so that the other animals do not feel abandoned. It is advisable to always be alert and patient in this initial phase of acquaintance and coexistence between the new and old members of the animal family in order to avoid conflicts.

What to do with a dog

Dogs don't take a long time to learn to share and make great playmates for the puppy.

Dogs, even if of different breeds and sizes, will learn to get along very soon as long as there is enough space for everyone.

If you have an adult or elderly dog that has already lived with you for a long time, there may be some more difficulties in sharing the space with the newcomer, in this case you can follow some precautions that will surely help. Let the two dogs meet outside the home in neutral territory so that the older dog does not enter the defensive against his territory, the two dogs must both be on a leash and must have the freedom to smell each other, this will allow him to get to know each other and to become good friends.

Introducing a puppy into the life of an elderly dog can only do good for both of them, the elderly dog will receive from the puppy all the energy of him by spontaneously teaching him good manners.

What to do with a cat

In this case, community life may not be so simple. If one of the two is much younger than the other, they will have fewer problems, or they will get along or will tend to ignore each other. Otherwise the scenario could be more problematic. At first, cats tend to be very suspicious looking for hiding places where the puppy will not be able to get by



staying there until they are sure that the puppy does not represent a problem or a danger. It is not necessary to rush things when the

cat is safe and calm, will come out of its hiding place and will be able to coexist peacefully, everyone will have their own dedicated area within which they can feel at ease. Cats prefer quiet places to rest preferably up high and aloof away from the dog's reach. So if you have a cat, it is a good idea, before the kitten arrives, to prepare and ensure the cat a quiet place where they can go.

NOTES


2 HEALTH



HEALTHY AND BALANCED DIET

COMPLETE VETERINARY CHECKS


THE MAIN TASK OF THE PUPPY OWNER IS TO PROTECT THE ANIMAL'S HEALTH, NOT ONLY AT THIS STAGE BUT CONSTANTLY, EVEN WHEN ADULT.




FEEDING IS FUNDAMENTAL FOR YOUR DOG'S HEALTH



MAKE SURE TO OFFER THEM A FEEDING SPECIFICALLY FORMULATED TO FAVOR THE MAINTENANCE OF THE STATE OF HEALTH



A GROWING PUPPY NEEDS A SPECIFIC FOOD THAT SATISFIED HIS NUTRITIONAL NEEDS



THE DOG'S HEALTH STATUS IN ADULT AGE IS STRICTLY RELATED TO HEALTHY GROWTH



IT IS ESSENTIAL TO GO REGULARLY TO THE VETERINARY AFTER THE ARRIVAL OF THE PUPPY

MEALS HOW, WHERE AND WHEN

The eating habits of both a puppy and an adult dog must be based on a precise routine that must be

respected daily, ensuring that the dog is fed regularly.

It is advisable to provide the meal every day in the same place, in a quiet environment and at fixed

times

If possible, it is advisable to avoid making efforts or games just after the meal

Make sure to always leave plenty of water available and that the bowls are always well cleaned

Avoid giving the puppy milk, it is very difficult to digest

It is advisable to give the puppy 3 meals a day up to the age of 6 months when it can be switched to two meals a day

It is advisable
food to the

not to leave free access to
puppy or adult dog

A
PUPPY IS A DOG
THAT IS GROWING
THE COMPOSITION,
CONSISTENCY
AND

NEVER
GIVE YOUR
DOG SAME
FOODS WE
FEEL

IT IS
WRONG TO
PROVIDE THE
PUPPY WITH A
DIET FOR

It is advisable, after providing the bowl with the meal, to leave it available for a maximum time of 15 minutes, if the dog has not eaten completely or partially, take the bowl away and wait for the next meal.

It is advisable, in order to avoid a fattening of the puppy to provide extra food as a reward on very rare occasions, it is preferable to use a positive voice and encouragement reinforcement as a cuddle for a good deed.

In the event that the puppy refuses to eat it will probably be upset as a result of the changes in its habits and needs some time to adjust before it starts eating again. Check the situation if there are no other symptoms wait for the next meal, otherwise contact the breeder and / or veterinarian.

To avoid stressing his digestive system, it is advisable to continue feeding the puppy with the previously used food (which will be supplied with the puppy), if you need to change diet it is advisable to make a gradual change to the new product within a week.

It is always advisable to rely on high quality products in this way, the puppy will be guaranteed a complete and balanced diet that will allow him to have all the nutrients useful for growth.

The visible effects of good nutrition are represented with the vital puppy, with good appetite, with well-formed stools, harmonious growth and shiny coat.

COMPLETE VETERINARY CHECKS

MONITORING THE HEALTH OF THE PUPPY IS A TEAM WORK COMBINED BETWEEN THE PROFESSIONAL ADVICE OF THE VETERINARY AND THE OWNER'S OBSERVATION.

FROM THE BEGINNING THE PUPPY NEEDS 3 TYPES OF ACTIONS :

- 📍 VACCINATIONS
- 📍 TREATMENT AGAINST EXTERNAL PARASITES
- 📍 DEVERMINATION AGAINST INTERNAL PARASITES

☑️ VACCINATIONS

Vaccines strengthen the puppy's immune defenses and I plan to prevent contagious diseases that can sometimes even be fatal. Some vaccines are mandatory, others recommended, and still others optional. The first injections of the vaccines will be followed by regular annual boosters in order to guarantee optimal protection for our dog.

☑ TREATMENTS AGAINST EXTERNAL PARASITES

Puppies are an easy target for fleas and ticks, parasites that are harmful to the health, skin and coat of the animal and are capable of transmitting infectious diseases. Always protect your dog with the most appropriate pesticide for this, always consult with the veterinarian and the breeder.

☑ DISCONTINUE AGAINST INTERNAL PARASITES

As the puppies are often affected by intestinal parasites, it is advisable to perform the sunset monthly until the age of 6 months, after which the vermination can be performed every 3-6 months. Internal parasites are transmitted to the puppy from the mother but can also derive from other dogs and the outside world; parasites can cause weight loss, stunting and intestinal disturbances (bloating, diarrhea, constipation).


3 WELLNESS



PUPPY EDUCATIONS

MONITOR THE PUPPY'S FITNESS AND
WELL-BEING

PUPPY HYGIENE



POSITIVE
REINFORCEMENT IS THE
KEY TOWARDS CORRECT
EDUCATION



PHYSICAL ACTIVITIES
AND PLAY ARE ESSENTIAL
FOR WELLNESS

In addition to affection, the puppy also needs rules and discipline.

The puppy had his first experiences and activities with his brothers and with the members of his pack, this was the first community in which the puppy has carved out his space and respected some rules. When he is in his new home he will discover a whole new world to which he will have to adapt.

Get the puppy used as soon as possible to participate as much as possible in family activities such as outings, trips in the car, meeting other animals, etc. etc., this will allow the puppy to integrate quickly into the new environment with his new family, reducing the states of fear and consequently of aggression that could ensue.

We teach the puppy the rules of coexistence in order to help him socialize correctly and learn to behave in all different situations.

The puppy learns quickly and is very receptive in learning the commands, it will be facilitated in this if a relationship of trust is established between you. The owner should act as a guide by giving clear and precise instructions.

Here are some basic rules for educating a puppy

- ☑ Don't let the puppy learn or do things we don't want to do in the future
- ☑ Uses the tone of his voice very well, the dog has a very fine and very sensitive hearing, and the words you use. The puppy will be able to easily distinguish a calm, happy or angry tone, it is not necessary to raise your voice to let him receive the message, it will be sufficient to use a firm and concise way of speaking using simple and clear words.
- ☑ To give commands a uniform and decisive tone of voice always using the same simple words, accompanying them with gestures that must always be the same. Repeat the operation so that the puppy will not have fully learned the exercise, each puppy has its own learning times.
- ☑ Congratulations to the puppy whenever he responds correctly to a command, with a happy, friendly tone of voice and petting him. At the beginning, to facilitate the puppy's success, you can also use some prizes in food or games.
- ☑ Puppies get tired in a hurry organizes short but repeated "training" sessions throughout the day, for example 3 sessions of 5 minutes each, otherwise if the session lasts It is not absolutely necessary to scold or punish a puppy,

✔ It is not absolutely necessary to scold or punish a puppy, punishments generate anxiety and stress, just teach the puppy to understand the meaning of the word NO as soon as possible. You will have to learn to use the word NO in a calm but decisive tone and move the puppy away from what you want not to do, this depending on the puppy's character may require more sessions but in the end it will combine the NO sound to go away so even when he grows up he will use this assonance.



How to teach your puppy where to go

- ☑ It is important to remember that up to the age of 4 months, the puppy does not have control of his sphincters, so some small hiccups can also happen if he does not have the opportunity to go to the right place or at the right time.
- ☑ Taking him out often, after meals, after a nap, before going to sleep in the evening or in the morning as soon as he wakes up is the best way to accustom the puppy to dirty outside the house and at specific times. It can be helpful to always bring the puppy to the same place so that it can recognize its own smell and after it has dirty it will be good to praise and caress it so that it will connect the two actions.
- ☑ If the puppy were to dirty inside the house it will not be useful to punish or mortify him, especially if he has not been caught in the act, he will not understand the connection and would not understand the reason for the reproach. As you will understand as you stay with your dog most of the time it will be enough to anticipate them to prevent them from making "trouble" so the best way to avoid inadvertently dirtying inside the house is to take him outside.

Collar and leash

- ☑ Getting used to the collar can take some time
- ☑ Choose a collar that fits perfectly to the puppy's size and start using it when the puppy is tired (after play)
- ☑ Place the collar around the puppy's neck and compliment him by praising and rewarding him
- ☑ Let the puppy wear the collar for 10 minutes and then remove it, repeat the operation several times over the next few days
- ☑ You can follow the same method even if you decide to use a harness
- ☑ Once he gets used to the collar, we can insert the leash
Initially we will use a long leash and we will follow the puppy with the leash in our hands, without pulling or recalling him, if we are in a fenced and safe area we can also leave the leash on the ground and play with the puppy while wearing the leash (NOT WITH THE LEASH)
- ☑ We will gradually shorten the leash and encourage the puppy, with the positive reinforcement of the voice, to follow us and repeat the operation until we have reached a lead on a leash with the puppy at our side

Get the puppy used to home alone

- ☑ Dogs really need family company and it is never advisable to leave a dog alone in the house for long periods or even for a whole day because being alone for long periods can cause anxiety and stress.
- ☑ However, we will have to get the dog used to being alone in the house for short periods, making this situation a routine and non-stressful situation for him. Gradually get the puppy used to being home alone, it is very important that he has his own safe place where he can go and feel safe and maybe be able to play his favorite toys.
- ☑ You can start by trying to get away for just a few minutes and gradually increasing your absence, when you return always be calm and relaxed and if you find the puppy agitated and stressed try to ignore him and reward him once he has calmed down.

NOTES

PUPPY HYGIENE

HABITING YOUR PUPPY TO BE HANDLED SINCE A LITTLE ONE CAN HELP YOU IN ITS HYGIENE

EYES

Take care of your puppy's eyes using cotton wool moistened with warm water or with specific and appropriate solutions also recommended by your veterinarian.

EARS

Check your dog's ears periodically, the ear canal must always be clean and dry to avoid possible infections. You can clean on the advice of the veterinarian with specific drops, drop 1-2 drops inside the auricle and massage the base of the ear, prevent the dog from shaking his head, dry the auricle with cotton wool.

TEETH


The simplest method to maintain good oral hygiene is to periodically brush the dog's teeth with a specific toothpaste and a soft toothbrush, for this operation it is essential to accustom the dog from an early age always trying to make the dog believe that we are playing and gratifying him. immediately after.

Lack of oral hygiene leads to the formation of plaque which, in addition to being the cause of bad breath, predisposes to tartar which can cause gum inflammation and tooth loss.



A LITTLE BIT OF HISTORY

The origins of the Bedlington Terrier are very ancient and go back in time and precisely to 1700 in England, home of all terriers, and of course in the town of Bedlington, where these wonderful dogs were bred to hunt harmful animals on crops and therefore annoying. for humans and in particular therefore mice, foxes, badgers and wild rabbits.



GENERAL APPEARANCE

A graceful, agile and muscular dog with no signs of weakness or coarseness. It has a pear-shaped or wedge-shaped head, and an expression, at rest, mild and gentle. The trunk is slightly longer than the height at the withers. Lively and courageous, very open. An intelligent companion with a strong sporting temperament. Good-natured, very affectionate, dignified, not shy or nervous. Sweet at rest, but full of courage if provoked.



TEMPERAMENT ATTITUDE CHARACTER

The Bedlington Terrier is fascinating for its unusual appearance and light movements, surprising for its flexibility and kindness in dealing with humans and other dogs.

The temperament of the bedlington is typical of terriers therefore impulsive and very reactive to external stimuli, in a moment he goes from sleep to wakefulness and is always careful to control all our movements to check if we do something that may interest him. awake in an instant, you will not miss the opportunity for an extra walk.

The bedlington has ancestors of greyhound in its genes and sometimes surprises us with attitudes and poses like a true gentleman but as a good terrier he does not miss the opportunity to fight for a bone, for a game or for a place close to his master.

He is always cheerful, always happy, sweet, very sensitive and sociable, but very impulsive. He joyfully manifests his love for his master, he manifests it with the gentleness of a true star, he really likes to jump into your arms, hug you by surrounding your neck with his paws to fill you with kisses. If you are sitting in an armchair, his favorite place will be in your arms or on the back of the sofa like a cat and does not disdain the caresses that he asks us with his paws and if we stop he complains with moans. alone and is quiet and not disturbed by normal home life.

Outside the house he turns, sniffs and trots happily wagging his tail at everyone he meets but if any dog barks at him, he does not hesitate to answer, his greyhound nature is unleashed in the park and he often pretends not to hear our calls for some extra moment of unbridled running.

The bedlington terrier is a very obedient dog by nature with little difficulty you will be able to be obeyed and to impart a good education, unlike many other terriers it is very sensitive to the voice command with which you will be able to achieve a lot but let's not forget that it does not he loses his terrier disposition, so if for any reason he feels he doesn't have to listen to or obey his terrier disposition he'll be heard and held up to us for a while.

The intelligence of the bedlington terrier is very lively and active thanks to this it manages to learn a lot from our lifestyle and is able to adapt very well, this lively intelligence makes it able to learn new things so it can be introduced in many dog activities. such as agility.



THE BEDLINGTON, A TRUE FRIEND

The bedlington's relationship with people is always very tender and especially with the owner with whom it creates a relationship of deep love, at home they are always at ease and if they can colonize the sofa and in particular the backrest. up and control the situation, they are very agile from an early age.

They know how to play and have fun with each other just a rope or a rag to start a game of chase and tug of war but they are also adorable with children with whom they are loving and protective without ever hurting.

They also integrate very well with other dogs whether they grow up with us or are included in the course of life.



HYGIENE AND HAIR CARE

Dog hygiene is necessary for the proper sharing of living spaces, living together must be pleasant and healthy.

By its nature, the dog sniffs and explores the environment all the time, not caring about where it puts its paws or what it grabs between its teeth, then once at home it does not skimp on licks and effusions. but that's what happens when you live with dogs.

Particular attention deserve its hygiene and the care of the coat that grows continuously in the bedlington, which is why the bedlington must be washed and groomed regularly at least once a month.

Treatment in the bedlington includes:

- ☑ Cleaning the ears;
- ☑ Cleaning the eyes;
- ☑ Cleaning the teeth;
- ☑ The toilet in the genital areas;
- ☑ The toilet for the feet.

These treatments must be performed regularly regardless of how much we groom our dog.

Grooming will be an integral part of the bedlington's life, to which he is already accustomed from an early age, because

his hair will grow steadily over the years just like our hats and that is why he will need constant and periodic care.

WITH REGARD TO THE CARE AND HYGIENE OF THE DOG COAT, WE RECOMMEND YOU TO PERFORM A SEARCH OF THE SPECIALIZED Grooming IN YOUR AREA AND CHOOSE ONE THAT CAN OFFER THE HIGHEST STANDARDS IN TERMS OF HYGIENE AND ANIMAL WELL-BEING TO MAKE ANIMAL WELL-BEING PLEASANT FOR THE DOG

THANKS TO TOMMASO URCIUOLO AND
MARITA “IVYNOOK” DI BARTOLOMEO FOR
THE BEAUTIFUL PHOTOS.

Attention

This publication has been produced for informational purposes only and is not intended as a veterinary manual nor should it be used as a substitute for veterinary and professional advice and treatments.

Total or partial reproduction of this publication without the written authorisation of the authors is prohibited.

IN OUR BREEDING WE USE AND
RECOMMEND ONLY HIGH QUALITY
PRODUCTS



THANKS





Eyes of Angel di Nepi
BEDLINGTON TERRIER

SILVIA PROIETTI & GABRIELE ILARIONI

BEDLINGTON TERRIER
+393349608012

+393392502965



You Tube

